

Mower combinations
NOVADISC / NOVACAT

 **PÖTTINGER**

The perfect cut for large fields

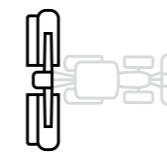
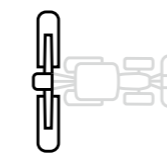
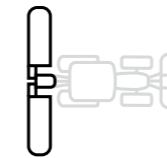




Careful mowing is the cornerstone for high quality forage. PÖTTINGER mower combinations deliver the best ground tracking and low disintegration losses so you benefit from the highest output and cost effectiveness. The high level of user convenience, ingenious details, wide range of applications, strength and first-class cutting quality make these mower combinations one of the most productive in their class.

Contents

The best forage	4-5
PÖTTINGER cutter bars	6-11
Clean and tidy conditioning	12-13
Mower combinations with side pivot mounting	14-19
NOVADISC 732, 812, 902	16-19
Mower combinations with centre pivot mounting	20-31
NOVACAT S10, S12	22-25
NOVACAT X8	26-27
NOVACAT A9, A10	28-31
Swath merging	32-41
CROSS FLOW	34-37
COLLECTOR	38-41
Digital agricultural technology	42-45
Accessories / Technical data	46-51
Accessories	46-47
Technical data	48-49
MyPÖTTINGER / ORIGINAL PARTS	50-51



All information on technical data, dimensions, weights, output, etc. and the images shown, are approximate and are not binding. The machines shown do not feature country-specific equipment and may include equipment that is not supplied as standard, or is not available in all regions. Your PÖTTINGER dealership would be pleased to provide you with more information.



The best forage



NOVADISC / NOVACAT Mower combinations



The best forage quality is the basis for your success

High yielding dairy cattle need a high quality basic ration with the optimum structure. This is readily consumed by the animals in sufficient quantities. That is the best way to prepare the rumen to process the forage as productively as possible. Improving base forage quality reduces dependence on concentrates and promotes animal health, both of which lower your costs. Healthy cattle express their gratitude with better fertility, by producing milk for longer, more decisively and with higher yields. The bottom line is that you benefit from clean, high quality forage with more profits from your dairy business.

The basis for high quality forage

A precision mowing process is the starting point for high forage quality. Best-possible ground tracking, minimal disintegration losses and precision when working without time-consuming operation are what the industry demands. Our mower combinations ensure first-class cutting quality, smooth operation and strength.

Intelligent soil conservation

The more precisely the mowers glide over the ground, the cleaner your basic ration remains. Our mower combinations represent the best in ground tracking. After all, the "floating cut" was developed by PÖTTINGER back in the 80s. Optimum weight alleviation of the mower units is our top priority. Centre pivot or side pivot mounting with maximum ground tracking, powerful suspension springs or hydraulic cylinders and intelligent kinematics help you harvest quality forage.

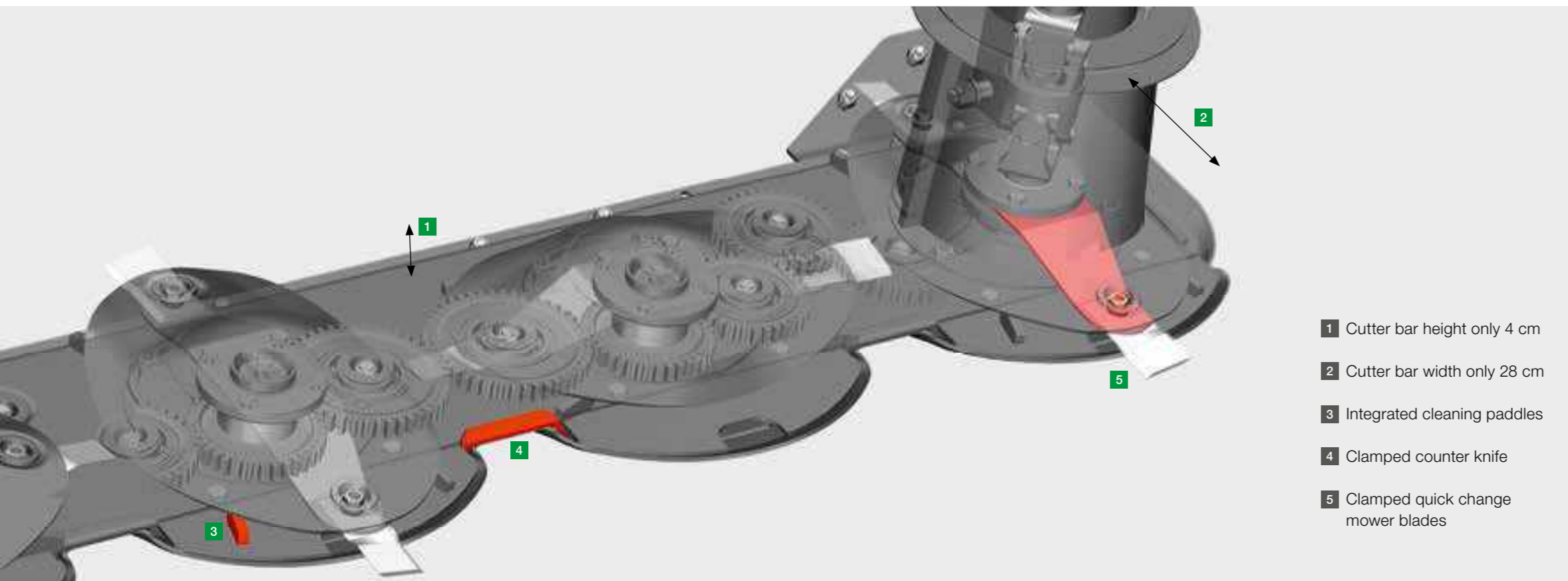
Expectations exceeded

"PAP Agroprodservice farming business consists of 40,000 hectares, as well as 2 million poultry, 115,000 pigs and 1,000 cows. The number of cattle is going to be increased in future. That is why we decided to go for the NOVACAT X8 mower combination. The performance of this mower has exceeded all our expectations. We have appreciated the quality of PÖTTINGER machines for many years."

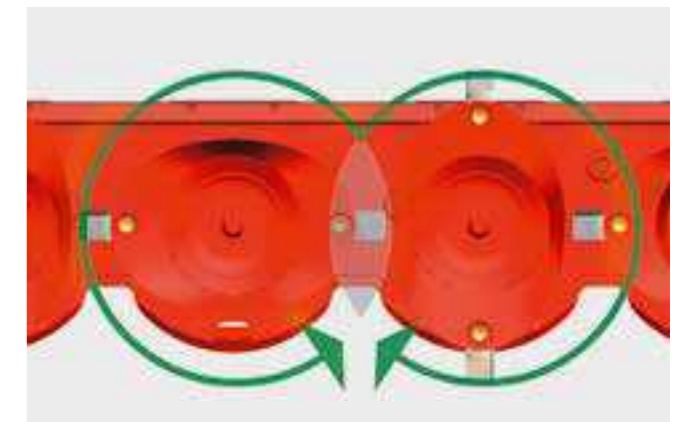
Chaikivskiy Vitalii Adamovych
Ternopil region | Ukraine

Clean forage, cut after cut.

PÖTTINGER cutter bars



- 1 Cutter bar height only 4 cm
- 2 Cutter bar width only 28 cm
- 3 Integrated cleaning paddles
- 4 Clamped counter knife
- 5 Clamped quick change mower blades



PÖTTINGER cutter bars – quality made in Austria

The heart of PÖTTINGER disc mowers is the cutter bar, proven over thousands of cuts in the field. Disc mower cutter bars are developed and built at the company's main plant in Grieskirchen, a quality product made in Austria. First-class cutting quality, low drag resistance and strength are the trademarks of these cutter bars.

A sharp cut all the time

- The blade is locked securely in place by the spring clip.
- A handy blade box provides space for replacement blades.
- The blade pin is bolted to the mower disc. This can be replaced cost-effectively if required.

Clean forage, cut after cut

The streamlined leading edge of the cutter bar allows the soil to flow underneath, separating it cleanly from the crop. Cleaning paddles prevent dirt from accumulating on the mower disc. The rounded disc surfaces improve the conveyor effect across the cutter bar. The welded and extremely flat cutter bar enables optimum crop flow. The clamped quick change mower blades rotate very close to the surface of the cutter bar and the counter knife. The optimal overlap of blade paths ensures a clean and uniform mowing pattern.


Optimum crop flow – clean forage

- The extremely flat cutter bar is only 4 cm high and 28 cm wide, the ideal geometry for the best ground tracking.
- Integrated paddles keep the cutter bar surface clean.
- The counter knife is clamped in place, so it is easy to replace.



Hardened steel blades

Long, tough jobs demand the best quality blades. That is why Original PÖTTINGER blades are made using high quality knife steel.



For a long life

So that you can keep mowing trouble-free, we build your mower to be extremely hard wearing and resilient. Engineered details guarantee you reliable operation and contribute significantly to an extended service life.

TRI DRIVE

The spur gear drive runs in a straight line with virtually the same sized gears. On the gears there are always three teeth in contact with each other, this ensures optimum power transmission. Moreover, there is less stress on the individual gears in the event of stone impact. The specially ground surface of the gears submerged in gear oil ensures smooth running. This reduces the noise level considerably.

- Gear set 39/50
- Gear height 17.5 mm

Top quality

The cutter bar is made from the best quality steel. The metal plate is precision laser-cut and robot-welded before machining at the state of the art CNC machining centre.

- The blade pin is bolted to the mower disc. This can be replaced cost-effectively if required.
- The counter knife is clamped in place, meaning it is also easy to replace.

Practical modular design

The bearing flange and fittings are reliably protected by rubber o-ring seals. The gears and bearings can be removed as one unit, while the idler gears are easily removed through the openings - it could not be more straightforward.

High-strength stub shafts

The high-strength stub shafts are bolted to the gears and are thus easy to replace when required.

Heavy-duty bearings

Durable, twin race taper bearings with a bearing spacing of 60 mm are extremely stress-resistant.

HEAVY DUTY cutter bars

An additional cutter bar reinforcement is optional for especially stony areas.



Easy to maintain, when it matters

Maintenance is important and of course you want to be fully operational again quickly. Our mowers are service friendly and save you valuable time during maintenance.

Quick change blades

All you have to do is press down the spring clip with the blade wrench and replace the blade. The blade is locked securely in place by the spring clip.

The blade pin is bolted to the mower disc. This can be replaced cost-effectively if required.

A handy blade box provides space for replacement blades.



Best accessibility

We take ease of maintenance seriously. The guards fold well away to provide optimum access to the cutter bar. This allows you to change blades quickly and easily. For even more convenience, the side guards can also be raised hydraulically if required.



Wear resistant skids

Wide skids made from hardened boron steel to resist impact and prevent the build-up of soil. Because the underside of the cutter bar is smooth with contoured skids inside and outside, it protects the sward even when cornering.

As an option, you can fit additional wear skids to protect the underside of the cutter bar. The bolted skids can be easily changed if required.

Optional high cut skids can be mounted to increase the cutting height from 50 to 120 mm. Their large radius and wide surface area make them especially wear resistant.

- High cut skid + 20 mm, the universal skid especially for stony soil
- High cut skid + 40 mm, especially for whole crop
- Inner and outer high cut skids also available



Optional feed cones

The aggressive shape of the feed cone keeps the crop flowing. In addition, swath doors can be fitted.



Why use a conditioner?

In order to keep the energy content of the crop as high as possible, fast and gentle drying is required. When mowing with a conditioner, you save one thing above all else: time. The tines or rollers integrated into the mower fold or crimp the crop and place a wide and loose forage carpet, the best prerequisites for a fast drying process. When mowing with a conditioner you save an entire pass, that is pure cost effectiveness. The level of dryness required is achieved sooner, allowing you to use fair weather days more efficiently and thus significantly reduce your weather risk. By eliminating the tedding process, you also reduce disintegration losses.

The best silage quality

Using a conditioner facilitates the release of cell juice in the clamp. This results in faster pH value reduction. What this means is that the silage reaches a stable state more quickly

"On high yield forage areas, especially hole crop forage farms, the use of a mower conditioner is definitely recommended because it shortens drying times and improves ensiling properties"

Alfred Pöllinger (DI)
HBLFA Raumberg Gumpenstein | Education and Research Institute in Austria

Rapid and uniform drying: ED tine conditioner

The EXTRA DRY conditioner is a joint development with the Institute of Agricultural Engineering (IMAG-DLO) in Wageningen (Holland) that started in 1997 to prove there is better way.

V-shaped tines made of hardened steel hit the stalks in the crop and guarantee a continuous flow of forage. The tines are mounted flexibly on rubber blocks. The round, high volume conditioner hood and the adjustable guide vanes enables a loose and airy blanket to be placed. You can adjust the conditioning intensity. Depending on individual requirements, a wide spread blanket or swath formation is possible.

If the conditioner is not required, it can be removed quickly and easily.

Available for:

- NOVACAT X8
- NOVACAT A9 / A10

Careful and effective: RCB roller conditioner

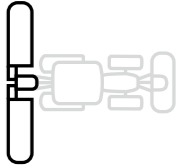
The RCB roller conditioner is especially suitable for alfalfa and clovers due to its precision conditioning capabilities. The rollers inter-mesh to uniformly crimp the stalks and produce a uniform blanket of forage. You can adjust the roller spacing and conditioner pressure flexibly. Both rollers are driven for maximum output. The toothed belt drive system is low maintenance and protected against dirt ingress.

If the conditioner is not required, it can be removed quickly and easily.

Available for:

- NOVACAT X8
- NOVACAT A9 / A10

Mower combinations with side pivot mounting





Lightweight and smooth running

The NOVADISC mower combinations offer high strength for the lowest weight. NOVADISC mowers are the lightest in their class. This allows you to operate them with small tractors starting from 85 hp. This means you save fuel and mow smoothly. The mowers are available with working widths of 7.24 m / 8.08 m / 8.92 m and have an overlap of 52 cm on each side when teamed up with a 3.04 m wide front mower. This means you can mow without feathering on slopes and corners.



Ground conservation mowing

Unique weight alleviation springs

Two suspension springs on each cutter bar ensure uniform weight alleviation of the entire mower. The pressure acting on the ground can be adjusted in three steps without the need for tools. The unique kinematics ensure that the cutter bar applies the same pressure to the ground over the entire width. This enables you to keep wear and power requirements as low as possible.

NOVADISC lifting system

The mower is lowered so that the outer end of the cutter bar contacts the ground first. At the headland, the inside end is lifted first. That is how your sward is perfectly protected.

For a long life

Protected against damage

The collision safety device on either side permits the units to swing through approx. 12 degrees. Damage to your mower is thus avoided in the event of a collision. After it has been triggered, simply reverse the machine a short distance to engage the cutter bar again.

Long service life

Mounting points at each end of the cutter bar protect it against twisting. As a result, the gears and bearings are subjected to less stress to guarantee smooth operation and a long service life.

The compact driveline and drive belt tension regulated by a back tension idler ensure robust and reliable power transmission.

Lightweight and smooth running



Able to adapt

The wide + 22/- 30 degree arc of movement enables easy mowing on rough ground and embankments. Mowing up to + 45 degrees by lifting the interlock latch is possible for short periods.

Convenient to work with

Practical

The mower is raised using a single-acting hydraulic connection on each side. With the optional pre-select circuit, you only need one remote. You can choose between parallel or individual lifting systems.

Helps you save time

- Practical PTO shaft holder makes hitching up easier.
- A handy blade box provides space for replacement blades.
- The blade tool is kept on the machine.
- PTO shaft lubrication interval has been increased to 150 hours. The PTO shafts are easily accessible and easy to maintain.

Convenient maintenance

The guards fold away to provide optimum access to the cutter bar. This makes it possible to clean the machine thoroughly and change blades quickly and easily.



NOVADISC 732 / 812 / 902



Safety has the highest priority

For your safety

The guard curtains are made from especially tough material to reliably catch stones and soil. This ensures the greatest possible protection for you, your tractor and your surroundings.

Safe road transport

A mechanical safety interlock provides the necessary safety during road transport. The outer guards can be folded inwards to reduce transport height. This can also be done hydraulically as an option.

LED lighting is standard equipment.

Space-saving parking

For especially compact storage, the mower can be parked on optional parking stands.

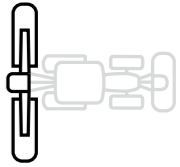


Modern design

The new NOVADISC mower combinations bring you the latest PÖTTINGER technology with an eye-catching design to match their performance.



Mower combinations with centre pivot mounting





Maximum output and cost effectiveness

With the NOVACAT S mower combinations, PÖTTINGER sets new standards in terms of high output and efficiency. The NOVACAT S12 is the largest mounted mower combination available on the market. It gives you a full working width of 11.20m with a power requirement of just 160 hp and the lowest fuel consumption. For the NOVACAT S10, tractors starting at 130 hp are all that is needed.



Optimising mowing width for maximum output

Two mounting positions of the two mower units at the rear ensure you can always set up the optimum working width in coordination with the front mower. When used with a 3 m or 3.5 m wide front mower, an overlap of 44 cm is ensured with either.



Perfect ground tracking

The centre pivot mounting on the cutter bars provides a travel of +/- 22.5 degrees for perfect ground tracking. At the same time, infinitely adjustable hydraulic weight alleviation ensures optimum ground contact pressure across the entire mowing width. This "floating cut" guarantees excellent ground and crop protection. Pressure on the ground is displayed on a pressure gauge.



No oscillation at the headland

The two mower units are each stabilised by a small cylinder. These prevent oscillation. These prevent oscillation and also prevent the PTO shafts from rattling.



Convenience and reliability

High lifting clearance at headland

At the headland, ground clearance is 50 cm. During lifting, the cutter bar is steadied by a stabiliser cylinder. This makes it easier to drive over swaths and offers greater stability during transport.

Compact during transport

For transport, the mower can be folded backwards. The front guards then automatically fold up hydraulically. This gives you a narrow transport width of only 2.20 m and a high ground clearance during transport. The whole mower is visible in the mirror from the tractor seat. Lighting is standard equipment.



Safe at work

The hydraulic rear folding system includes a hydraulic collision safety device. If the mower collides with any obstacles, it can fold back to the rear. The mower is pivoted back into the working position by activating the remote valve.



Straightforward operation

The system is operated conveniently from the tractor seat. Only one double-acting remote with float position is required. Individual lifting of the two mower units and the transport position can be preselected using toggle switches.



High output and efficiency

High mowing quality at high output

"Low forage contamination is just as important to me as performance, so that I can mow and harvest my forage at the right time. When the NOVACAT S12 was first launched, we immediately bought one of the first. We are impressed by the working width, mowing quality, and strength of this mower, and above all by the low fuel consumption. Its output is enormous."

Hansjörg Batzer
Farmer
Allgäu | Germany



25% higher output

25% less diesel

Despite an impressive working width of 11.20 m, you can operate the NOVACAT S12 tractor mower combination with a 160 hp tractor. As a result you can achieve an output of up to 13 ha/h with a very low fuel consumption averaging just 2 l/ha. In the field, this means up to 25% more output with 25% lower diesel consumption and lower investment costs.

**Potential: savings:
-700 l diesel / 1000 ha**

Tractors: 118 kW / 160 hp
Test area: 80 ha

NOVACAT X8 NOVACAT 301	NOVACAT S12 NOVACAT 351
---------------------------	----------------------------

Working width

8.30 m	11.20 m
--------	---------

+35 %

Measured output / h

9.9 ha	12.4 ha
--------	---------

+25 %

Diesel consumption / ha


2.70 l	2.04 l
--------	--------

-25 %



Optional conditioner

- For the NOVACAT X8 either an ED tine conditioner or an RCB roller conditioner is available as an option.
- ED: V-shaped tines hit the stalks in the crop and guarantee fast drying.
 - RCB: The rollers inter-mesh to uniformly crimp especially leafy crops and produce a uniform blanket of forage.



Proven high output technology

NOVACAT X8 mower combinations are powerful and cost effective. These mowers can be used as front/rear-mounted combinations or in a reverse drive push configuration. This mower combination has a working width of 8.30 m and can be used together with a front mower with a working width of 3 m.

Effective weight alleviation

Optimised ground tracking to protect the sward is a key quality standard at PÖTTINGER.

Suspension springs

Two powerful springs on each mower unit guarantee a "floating cut" and ensure effective weight alleviation over the whole width of the cutter bar. The pressure the cutter bar exerts on the ground can be adjusted quickly in six positions without the need for tools.

Hydraulic weight alleviation

The pressure exerted on the ground can be set quickly and easily at the control terminal with this optional hydraulic function. Standard on NOVACAT X8 COLLECTOR.

Flexible applications

Front and rear combination

As front/rear combination, optimum weight distribution and best performance on slopes are guaranteed. The front-mounted mower can be used independently of the two side mowers.

Reverse drive

Implementing the whole combination in reverse drive mode provides the best overview of all mowers. In addition, this ensures high manoeuvrability for small fields.

Hydraulic collision safety device

If the mower impacts an obstacle the mower unit can fold back and is brought back automatically into the working position. No extra spool valve is needed for this.

Compact during transport

Both side mowers are folded up for road transport. The mechanical transport interlock is operated hydraulically. No rope lanyard is required. The transport width of 3 m is not exceeded. Hydraulic folding side guards are optional on the NOVACAT front mower and combination so you can get ready for transport without leaving the tractor cab. Lighting is standard equipment.

Space-saving parking

For especially compact storage, the mower can be parked on optional parking stands.



Highly adaptable systems

The NOVACAT A9 mower combination has two mounting positions and fixed working widths of either 8.92 m or 9.18 m. The NOVACAT A10 mower combination is a front/rear combination with a hydraulic cutting width optimisation system. This enables flexible width adjustment to differing operating conditions. Depending on the front mower used, the NOVACAT A10 is available with a headstock to match 3 m or 3.5 m front mowers.



Optimising the mowing width

On the NOVACAT A9, a working width of 8.92 m or 9.18 m can be set with 2 mounting positions. The centre-to-centre spacing of the two mower units is 2.00 m or 2.26 m

On the NOVACAT A10, hydraulic cylinders integrated into the booms shift the cutter bars sideways by up to 370 mm. As a result, sufficient overlap with the front mower can be achieved in every situation. The cutting width and mower unit overlap can be optimised on the move for working on slopes, while cornering and on flat areas.



Straightforward maintenance management

Enhanced maintenance management with notifications displayed on the control terminal depending on the operating hours is standard. Great convenience.

Automatic central greasing system

An optional electric greasing pump ensures optimum and continuous greasing of all greasing points (except PTO shafts). Available as an option for NOVACAT A10 ED and A10 RCB.



Maximum flexibility during operation

The mower combination is also available with swath formers, with ED tine-type conditioners and with RCB roller conditioners. The right combination for every situation.

The high level of user convenience, ingenious details, wide range of applications, strength and first-class cutting quality make these mower combinations among the most productive in their class.



The best quality forage conveniently and safely

NONSTOP LIFT hydraulic collision safety device protects the mower

NONSTOP LIFT is an innovative technology that offers the best protection to the cutter bar. The mower efficiently avoids obstacles by folding backwards and at the same time raising the boom. This prevents damage to the mower unit even at higher speeds.



Floating cut


Optimised ground tracking to protect the sward is a key quality standard at PÖTTINGER. Hydraulic weight alleviation is used to adjust the pressure acting on the ground quickly and easily. Automatic adjustment is available as an option on the NOVACAT A10. The ground contact pressure adapts automatically to the working width and ensures a constant contact pressure of the cutter bar even on bumpy ground. Optimum hydraulic weight alleviation guarantees soil conservation and the best forage quality. It also ensures a considerable reduction in wear and fuel consumption costs.



Transport height under 4 m

For road transport, the mower is folded upwards hydraulically and then locked securely in the transport position by a hydraulic interlock system. Hydraulic side guard folding is available as an option, to achieve a transport height below 4 m with a ground clearance of 270 mm with no need to leave the tractor cab.

- A9 transport width 2.95 m
- A10 transport width 2.75 m with a 3 m front mower, transport width 3.15 m with a 3.50 m front mower
- Integrated parking stands are provided as standard for parking the machine when not in use.
- Lighting is standard equipment.



Excellent reliability

Extended service life thanks to Y DRIVE

The special Y DRIVE input gearbox utilises bevel cut gears and presents the mower drive shaft on the opposing side to the mower. This has the advantage that longer standard PTO shafts can be used with less of an angle in operation.

- 1 By positioning the slip clutch and
- 2 freewheel directly at the gearbox, it has been possible to implement a backlash free driveline using standard drive shafts.
- 3 Integrated fan blades cool the gearbox during operation.



As a result the driveline offers exceptionally smooth operation even when raised at the headland or in the heaviest of crop conditions. This new design extends service life significantly.

Consistent power transmission

- 4 A constant velocity joint in the inside mower drum provides a stress-free link between the angular gearbox and the cutter bar. The gears are submerged in gear oil.

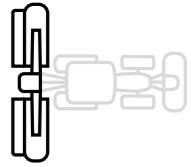


Robust technology – long service life

The heavy duty boom design offers a wide bearing spacing, which carries the cutter bar and provides the optimum in support. The cutter bar is mounted from both ends which protects it against twisting. The gears and bearings are subjected to less stress as a result. This ensures smoother running and a long service life.

Pure convenience

We take ease of maintenance seriously. The retractable front guard provides clear access to the cutter bar. This makes it easy to change blades. When attaching and detaching the mower combination, the retractable front guard provides plenty of space between the tractor tyres and the mower.





Swath merging without a conditioner

CROSS FLOW is a cost effective system for merging swaths. A cross flow auger is integrated in the mower unit to deposit the forage in the way you want it to be: Either merged as a swath, spread over the working width of the rear mower or as a wide swath to the side.

CROSS FLOW works without a conditioner and is characterised by its light tare weight.

CROSS FLOW is available for NOVACAT A10.



Cost effectiveness

CROSS FLOW works without a conditioner and is characterised by its light tare weight compared to conventional swath merging systems. This not only conserves the soil, but also saves fuel: In comparison to the cross conveyor belt system, with CROSS FLOW 20% less power is required.

Maximum output

The auger has a diameter of 500 mm and is installed at a slight angle in the mower unit. This ensures optimum throughput. Even large volume crops and whole plant silage are placed in a tidy swath at a high output. Scraper bars on the rear panel of the auger ensure blockage-free operation with a wide variety of forage conditions.

The best forage

Dispensing with the conditioner means that your forage is handled with minimum impact.

Thanks to the closed trough shape, the forage is transported directly from the sward to the swath. Dirt ingress is reduced to a minimum. In addition, disintegration losses are avoided. This provides optimum conditions for the best possible processing of plants that are rich in energy.

You can use the CROSS FLOW system in a variety of ways, both in grassland and for whole plant silage.

Swath merging without a conditioner

CROSS FLOW



Enjoy maximum flexibility

Convenience

For even more convenience, the rear flap can be opened hydraulically from the comfort of the tractor seat as standard. This makes the system ideal for flexible applications.

The CROSS FLOW system is versatile in the range of applications that it offers to make your working day in the field a great deal easier.



Quicker drying

If you are looking for a light conditioning effect, then this innovative solution is your answer. With the rear flap open, the cross flow auger turns the crop as it flows through to accelerate the drying of the forage.

Intelligent mowing

When mowing along the field boundary, the cross flow auger can transport the crop to the inside. This is done with the rear flap closed. This ensures that your forage remains inside the field boundary during the subsequent tedding process.



Flexible swath placement

Swath placement for immediate collection

The swath is placed so that you can pick up and transport your forage away directly after mowing. This means that on hot summer days, for example, you can ensure that the crop does not dry too fast before you can harvest it.

Intelligent swath placement

When the rear flap is closed on one side, the cross flow auger transports the crop from one mower to the centre of the swath of the front mower. As a result a loose and even swath is placed.

You can also mow around 19 m in two lanes, but place the two swaths within approx. 12 m. This is like the CROSS FLOW system taking care of some of your rake work. The perfect follow-up implement is a four-rotor centre-swath rake. In this way you can significantly reduce the number of passes and conserve the soil as well as your forage. You also save valuable time and fuel.



Single-side wide placement

For a more intensive drying effect, open the rear flap to place a wider and airier blanket of forage.



Swath merging with a conditioner

With the COLLECTOR you can mow, condition and swath in just one pass. You save time, money and reduce your weather risk. With the COLLECTOR system, the crop can be placed to meet your requirements: as a wide blanket, in a swath, or wide-spread to one side. The cross conveyor belts can be pivoted hydraulically individually and can be easily removed if required. You have great flexibility in setting belt speeds. Uniform swath placement is possible even on steep ground. The COLLECTOR is available for the NOVACAT X8 ED and NOVACAT A10 ED / RCB.



Maximum flexibility

High output and maximum flexibility thanks to variable width forage placement are offered by the mower combinations. The NOVACAT X8 COLLECTOR produces a fixed working width of 8.30 m and NOVACAT A10 COLLECTOR has a variable working width of between 8.80 m and 10.02 m.

Perfect ground tracking despite higher weight

The two conveyor belts feature perfect weight alleviation. As a result, the ground tracking of the mower units is not negatively influenced.

Maximum output

Even with large volumes of forage, your mower works reliably thanks to the large conditioner hood and the 980 mm wide belt. You are guaranteed neat swath placement at maximum output.

Reliable operation

On the NOVACAT A10, the conveyor belts are driven by the tractor's hydraulics. On the NOVACAT X8 the belts are driven by its own on-board hydraulic power unit. This means that it can be used with tractors with a lower hydraulic power output.



Flexible placement

You have the choice when it comes to swath placement. Depending on your requirements, you can pivot the two cross conveyor belts up and down hydraulically and conveniently from the tractor seat. Conveyor belt speed is infinitely variable adjustable. On the standard SELECT CONTROL system this is done using valves on each belt unit. On the NOVACAT A10 you can adjust the speed of the conveyor belts electronically using the POWER CONTROL system. An automatic mode can also be activated to control this.



Individual swaths

Raising the cross conveyor belts and narrowing the swath doors places three compact individual swaths.

Wide spread placement

With the swath doors open, guide plates direct the flow of forage across the whole mowed width. The forage is deposited in a uniform and airy blanket.



Three swaths in one

The conveyor belts place the three swaths into one large central swath.

Intelligent swath placement

With the conveyor belts lifted individually, up to 40% raking work can be saved with a large TOP rake. That is how you save time and money.

Optimum swath placement

A mechanically height-adjustable acceleration roller is available as an option for the NOVACAT A10 ED / RCB. This lets you adjust the swath width. With the optional swath comb, compact swaths can be formed by running both COLLECTOR belts to one side.



Convenience

It only takes a few minutes to remove the conveyor belts and park them on their own stands.

NOVACAT X8 ED COLLECTOR

The conveyor belts are equipped with their own on-board hydraulics. The perfect combination for tractors with a hydraulic power of less than 80 l/m below 200 bar. Continuously-variable belt speed control and additional accelerator rollers are available as an option.



NOVACAT A10 ED / RCB COLLECTOR

The hydraulic mower weight alleviation system reduces wear and increases the service life of the machine as a result.

In addition, the weight alleviation system reduces the crude ash content of the forage at the same time as lowering fuel consumption.



Thanks to the integrated conveyor belt monitor, mower blockages due to the cross conveyor belts not being switched on are avoided. An acoustic warning signal indicates that the conveyor belts are not switched on while they are in the working position.

Straightforward maintenance management

Maintenance management is easy with notifications displayed on the control terminal depending on the operating hours. Great convenience.

Automatic central greasing point is optional

All greasing points (except drive shafts) are supplied by an electric lubrication pump. Optimum and continuous greasing for NOVACAT A10 ED COLLECTOR and A10 RCB COLLECTOR.



The right solution for every requirement

PÖTTINGER's convenient control terminals make sure you have everything under control, even after a long day in the field. The development of our terminals focussed on maximum operating convenience, ergonomics and automation of each working step. The result is a range of control systems to suit your equipment, from electric preselect controls through to fully integrated ISOBUS terminals.



Electrical preselect system

Optional for NOVADISC 732 / 812 / 902

The optional electrical preselect functions allow individual side mower lifting using a single-acting connection.



Electrical preselect system

Standard on NOVACAT S10 / S12

This system is conveniently operated using a double-acting remote valve. Individual mower lifting is preselected using a toggle switch, likewise the transport position.



SELECT CONTROL

With the electronic preselect system SELECT CONTROL, all functions of the implements to be operated can be preselected and then carried out using the tractor's spool valves.

Standard on NOVACAT A9 / A10

- Individual control with automatic function available to lift the mower units
- Optional hydraulic folding side guard
- Synchronous hydraulic working width adjustment
- Hydraulic transport release
- Weight alleviation pressure for mower units is adjusted manually at the hydraulic valve block
- Maintenance management – displays greasing and oil change intervals depending on operating time

Standard on NOVACAT X8

- Mower units can be lifted individually
- Easy operation using automatic headland functions
- Operate the transport interlock
- Only one tractor remote required



POWER CONTROL

Optional for NOVACAT A10

- Individual mower unit lifting system with headland management
- Independent hydraulic working width adjustment for both mower units
- Hydraulic weight alleviation is set at the control terminal which automatically adjusts to the working width
- Hydraulic guard lifting/lowering
- Operate the transport interlock
- Load sensing control
- Front mower operated using control terminal
- Maintenance management – displays greasing and oil change intervals depending on operating time

Optional for NOVACAT X8, Standard on NOVACAT X8 ED COLLECTOR

- Mower units lifted individually
- Headland management
- Hydraulic weight alleviation
- Hydraulic guard lifting/lowering
- Operate the transport interlock
- Front mower operated using control terminal
- Hour and hectare counter
- Load sensing control

NOVACAT X8 ED COLLECTOR functions:

- Conveyor belts lifted individually
- Conveyor speed adjustment optional



EXPERT 75

Optional for NOVACAT X8 / A10

Includes all POWER CONTROL functions as well as being able to operate all ISOBUS compatible machines from other manufacturers.

The compact 5.6" EXPERT 75 ISOBUS control terminal can be operated both directly via the touchscreen and using keys or a scroll wheel. Safe one-hand operation is supported by the grip bar. The ambient light sensor and the illumination of the function keys ensure convenient handling even at night.



CCI 1200

Optional for NOVACAT X8 / A10

Includes all POWER CONTROL functions as well as being able to operate all ISOBUS compatible machines from other manufacturers.

The 12" CCI 1200 ISOBUS control terminal offers the professional farmer a comprehensive function package. The terminal is operated like a tablet using a touchscreen. Navigation is kept simple so you find what you need with just a few taps. The integrated ambient light sensor automatically adjusts the brightness of the display.

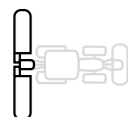
- Can be used horizontally or vertically
- Flexible screen layout - can be configured individually
- Simultaneous display of camera image and machine functions
- Innovative help system

	SELECT CONTROL	ISOBUS-compatible	POWER CONTROL	EXPERT 75	CCI 1200
Mowers					
NOVACAT X8	■	□	□	□	□
NOVACAT X8 COLLECTOR	-	■	□	□	□
NOVACAT A9	■	-	-	-	-
NOVACAT A10	■	□	□	□	□

■ = Standard, □ = Option

Accessories

Often ordered together



Swathing discs left / right **Additional swathing discs** **Feed cones** **Wear skids**

NOVADISC 732 / 812 / 902	<input type="checkbox"/>	<input type="checkbox"/>	<input type="checkbox"/>	<input type="checkbox"/>
<hr/>				
NOVACAT S10 / S12	<input type="checkbox"/>	-	<input type="checkbox"/>	<input type="checkbox"/>
NOVACAT X8	■	<input type="checkbox"/>	<input type="checkbox"/>	<input type="checkbox"/>
NOVACAT X8 ED / RCB	-	-	<input type="checkbox"/>	<input type="checkbox"/>
NOVACAT X8 ED COLLECTOR	-	-	<input type="checkbox"/>	<input type="checkbox"/>
NOVACAT A9	<input type="checkbox"/>	<input type="checkbox"/>	<input type="checkbox"/>	<input type="checkbox"/>
NOVACAT A9 ED / RCB	-	-	<input type="checkbox"/>	<input type="checkbox"/>
NOVACAT A10	<input type="checkbox"/>	<input type="checkbox"/>	<input type="checkbox"/>	<input type="checkbox"/>
NOVACAT A10 CF	-	-	<input type="checkbox"/>	<input type="checkbox"/>
NOVACAT A10 ED / RCB	-	-	<input type="checkbox"/>	<input type="checkbox"/>
NOVACAT A10 ED / RCB COLLECTOR	-	-	<input type="checkbox"/>	<input type="checkbox"/>



High cut skids **Parking stands** **Hydraulic folding side guard** **Quick-change pins for conditioner** **Wheels for conditioner** **Hose set for NOVACAT ALPHA MOTION**

<input type="checkbox"/>	<input type="checkbox"/>	<input type="checkbox"/>	-	-	-
<hr/>					
<input type="checkbox"/>	-	<input type="checkbox"/>	-	-	-
<input type="checkbox"/>	<input type="checkbox"/>	<input type="checkbox"/>	-	-	<input type="checkbox"/>
<input type="checkbox"/>	<input type="checkbox"/>	<input type="checkbox"/>	<input type="checkbox"/>	<input type="checkbox"/>	<input type="checkbox"/>
<input type="checkbox"/>	<input type="checkbox"/>	■	-	-	<input type="checkbox"/>
<input type="checkbox"/>	■	<input type="checkbox"/>	-	-	-
<input type="checkbox"/>	■	<input type="checkbox"/>	<input type="checkbox"/>	<input type="checkbox"/>	-
<input type="checkbox"/>	■	<input type="checkbox"/>	-	-	<input type="checkbox"/>
<input type="checkbox"/>	■	<input type="checkbox"/>	<input type="checkbox"/>	<input type="checkbox"/>	<input type="checkbox"/>
<input type="checkbox"/>	■	<input type="checkbox"/>	-	-	<input type="checkbox"/>

More equipment options

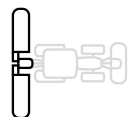
- Cable hose set for operating the hydraulic folding side guard on the NOVACAT ALPHA MOTION
- Wide setting for NOVACAT RCB
- Accelerator roller for NOVACAT X8 / A10 COLLECTOR to improve swath formation
- Swath rake for NOVACAT A10 COLLECTOR
- Central greasing system for NOVACAT A10 ED / RCB and NOVACAT A10 ED / RCB COLLECTOR

Configure your own machine.

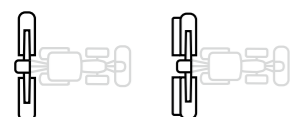
■ = Standard, □ = Option

Technical data

NOVADISC / NOVACAT Mower combinations



Mower combinations with side pivot mounting	Working width	Linkage	Number of discs	Hectares per hour up to
NOVADISC 732	7.24 m	Cat. II / Width 2 Cat. III / Width 2	2 x 6	7 ha/hr
NOVADISC 812	8.08 m	Cat. II / Width 2 Cat. III / Width 2	2 x 7	9 ha/hr
NOVADISC 902	8.92 m	Cat. II / Width 2 Cat. III / Width 2	2 x 8	11 ha/hr



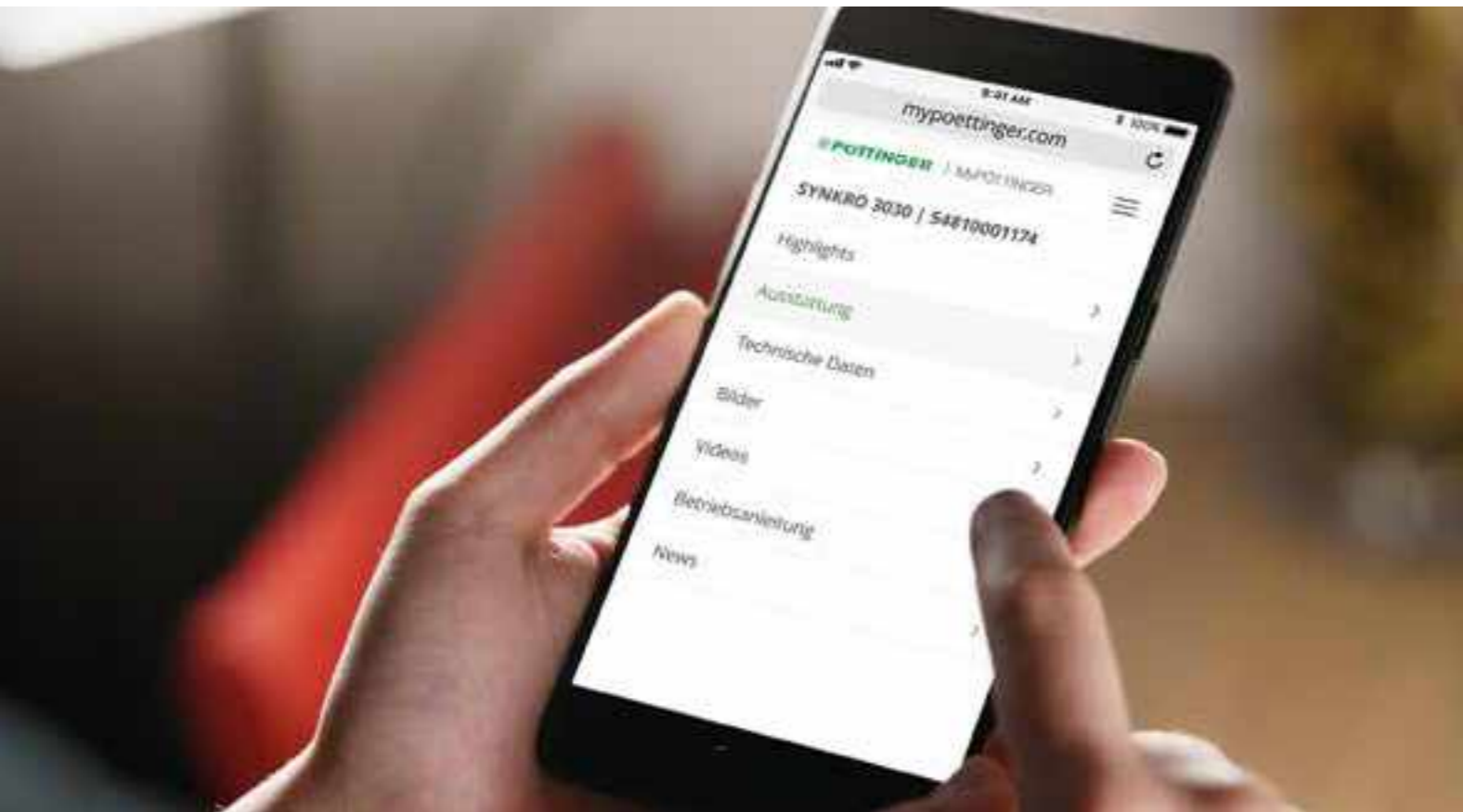
Mower combination with centre pivot mounting

NOVACAT S10	9.10 - 9.52 m	Cat. III / Width 3	2 x 8	11 ha/hr
NOVACAT S12	10.75 - 11.20 m	Cat. III / Width 3	2 x 10	13 ha/hr
NOVACAT X8	8.30 m	Cat. III / Width 2	2 x 7	10 ha/hr
NOVACAT X8 ED	8.30 m	Cat. III / Width 2	2 x 7	10 ha/hr
NOVACAT X8 RCB	8.30 m	Cat. III / Width 2	2 x 7	10 ha/hr
NOVACAT X8 ED COLLECTOR	8.30 m	Cat. III / Width 2	2 x 7	10 ha/hr
NOVACAT A9	8.92 m / 9.18 m	Cat. III / Width 3	2 x 8	12 ha/hr
NOVACAT A9 ED	8.92 m / 9.18 m	Cat. III / Width 3	2 x 8	12 ha/hr
NOVACAT A9 RCB	8.92 m / 9.18 m	Cat. III / Width 3	2 x 8	12 ha/hr
NOVACAT A10	8.88 - 9.62 m	Cat. 3 / Width 3	2 x 8	12 ha/hr
with 3.5 m front mower	9.28 - 10.02 m			
NOVACAT A10 CF	8.88 - 9.62 m	Cat. 3 / Width 3	2 x 8	12 ha/hr
with 3.5 m front mower	9.28 - 10.02 m			
NOVACAT A10 ED	8.88 - 9.62 m	Cat. 3 / Width 3	2 x 8	12 ha/hr
with 3.5 m front mower	9.28 - 10.02 m			
NOVACAT A10 RCB	8.88 - 9.62 m	Cat. 3 / Width 3	2 x 8	12 ha/hr
with 3.5 m front mower	9.28 - 10.02 m			
NOVACAT A10 ED COLLECTOR	8.88 - 9.62 m	Cat. 3 / Width 3	2 x 8	12 ha/hr
with 3.5 m front mower	9.28 - 10.02 m			
NOVACAT A10 RCB COLLECTOR	8.88 - 9.62 m	Cat. 3 / Width 3	2 x 8	12 ha/hr
with 3.5 m front mower	9.28 - 10.02 m			

Distance between rear mowers	Placement width without swathing discs	Placement width with 2 / 4 swathing discs	Transport height	Weight
2.00 m	1.70 m	1.50 m / 1.10 m	3.10 m	1250 kg
2.00 m	2.30 m	1.70m / 1.30 m	3.50 m	1435 kg
2.00 m	2.50 m	2.10 m / 1.70 m	3.90 m	1560 kg
2.17 m / 2.59 m	2.50 m	2.10 m / -	-	1800 kg
2.17 m / 2.59 m	3.60 m	3 m / -	-	2040 kg
2.20 m	2.1 m	1.7 m / 1.3 m	4.0 m	2160 kg
2.20 m	2.7 m - 1.9 m	-	4.0 m	2620 kg
2.20 m	2.5 m - 1.7 m	-	4.0 m	2780 kg
2.20 m		-	4.0 m	3800 kg
2.0 m / 2.26 m	2.5 m	2.10 m / 1.7 m	3.99 m	2260 kg
2.0 m / 2.26 m	3.1 - 2.2 m	-	3.99 m	2980 kg
2.0 m / 2.26 m	3.0 - 2.2 m	-	3.99 m	3060 kg
1.96 - 2.70 m	2.5 m	2.1 m / 1.7 m	3.99 m	2350 kg
2.36 - 3.10 m				
1.96 - 2.70 m		-	3.99 m	3310 kg
2.36 - 3.10 m				
1.96 - 2.70 m	3.1 - 2.2 m	-	3.99 m	3080 kg
2.36 - 3.10 m				
1.96 - 2.70 m	3.0 - 2.2 m	-	3.99 m	3160 kg
2.36 - 3.10 m				
1.96 - 2.70 m	3.1 - 2.2 m	-	3.99 m	3780 kg
2.36 - 3.10 m				
1.96 - 2.70 m	3.0 - 2.2 m	-	3.99 m	3980 kg
2.36 - 3.10 m				

All machine information at a glance

ORIGINAL PARTS



MyPÖTTINGER – Simple. Anytime. Anywhere.

For all PÖTTINGER machines 1997 models onwards

We have created MyPÖTTINGER as a tool to provide machine specific information for all machines from year of build 1997 onwards.

Simply scan the QR code on the data plate with your smartphone or tablet or enter your machine number at www.mypöttinger.com.

Your machine goes online

You will immediately receive all the information on your machine.

- Instruction manual
- Optional equipment information
- Brochures
- Photos and videos.



CLASSIC
DURASTAR
DURASTAR **PLUS**

Rely on the original

PÖTTINGER Original Parts meet the highest demands in terms of functionality, reliability and performance. These are characteristics that PÖTTINGER is committed to delivering.

That is why we manufacture PÖTTINGER Original Parts from the highest quality materials. We ideally match each individual spare part and wear part to your machinery's overall system. This is because different soil and operating conditions often need to be taken into consideration.

We have been listening to our customers and now offer three different lines - CLASSIC, DURASTAR and DURASTAR PLUS - to make sure you have the right part to meet every requirement. Original parts are worth every cent, because know-how cannot be copied.

Your advantages

- Immediate and long-term availability.
- Maximum durability thanks to innovative production processes and the use of the highest quality materials.
- Avoidance of malfunctions due to a perfect fit.
- The best working results thanks to optimum match to the overall system of the machine.
- Save time and costs thanks to longer replacement intervals on wear parts.
- Comprehensive quality testing.
- Ongoing advancement through research and development.
- Worldwide spare parts supply.
- Attractive, competitive prices for all spare parts.

Wear parts

The CLASSIC line is for standard duty applications. With these ORIGINAL INSIDE parts we have defined the benchmark for quality, best price/performance ratio and reliability.

DURASTAR is the innovation on the wear components market - durable, high quality, productive and reliable.

Are you used to putting your machines to work in the most extreme conditions? Then the DURASTAR PLUS line is the right choice for you.



More Success with PÖTTINGER

- A family-owned company since 1871
Your reliable partner
- Specialist for tillage, seed drills
Hay and harvesting machines
- Future-safe innovation for outstanding working results
- Roots in Austria - at home throughout the world

You can rely on our PÖTTINGER mower combinations

- The best forage thanks to optimum ground tracking.
- First-class cutting thanks to proven PÖTTINGER cutter bars.
- High quality design of strong and reliable mowers.
- Straightforward and convenient operation.

Ask for more information:

PÖTTINGER Landtechnik GmbH

Industriegelände 1
4710 Grieskirchen
Austria
Phone +43 7248 600-0
info@poettinger.at
www.poettinger.at

Alois PÖTTINGER UK Ltd.

15 St Marks Road, Corby
Northamptonshire,
NN18 8AN
United Kingdom
Phone + 44 1536 272 220
info@pottinger.uk
www.pottinger.uk

POETTINGER Canada Inc.

460 Rue Robinson Sud
Granby, QC, J2G 7N6
Canada
Phone +1 450 372 5595
Fax +1 866 417 1683
info@poettinger.ca
www.poettinger.ca

POETTINGER US, Inc.

393 Pilot Drive
Valparaiso, IN 46383
USA
Phone +1 219 510 5534
Fax + 1 219 707 5412
info@poettinger.us
www.poettinger.us

PÖTTINGER Australia PTY LTD

11 Efficient Drive
Truganina VIC 3029
Australia
Phone +61 3 8353 2770
info@poettinger.com.au
www.poettinger.com.au

POETTINGER Ireland Ltd.

Glenaleamy, Powerstown Road,
Clonmel, Co. Tipperary
Ireland
Phone +353 52 6125766
info@poettinger.ie
www.poettinger.ie

Importer for New Zealand:

Origin Agroup
PO Box 673, 57 Hautapu Road
Cambridge
New Zealand
Phone +64 7 823 7582
info@originagroup.co.nz
www.originagroup.co.nz

Importer for South Africa:

VALTRAC
Cnr. Water & Buiten Street
9585 Parys
South Africa
Phone +27 56 817 7338 7308
wynn@valtrac.co.za
www.valtrac.co.za