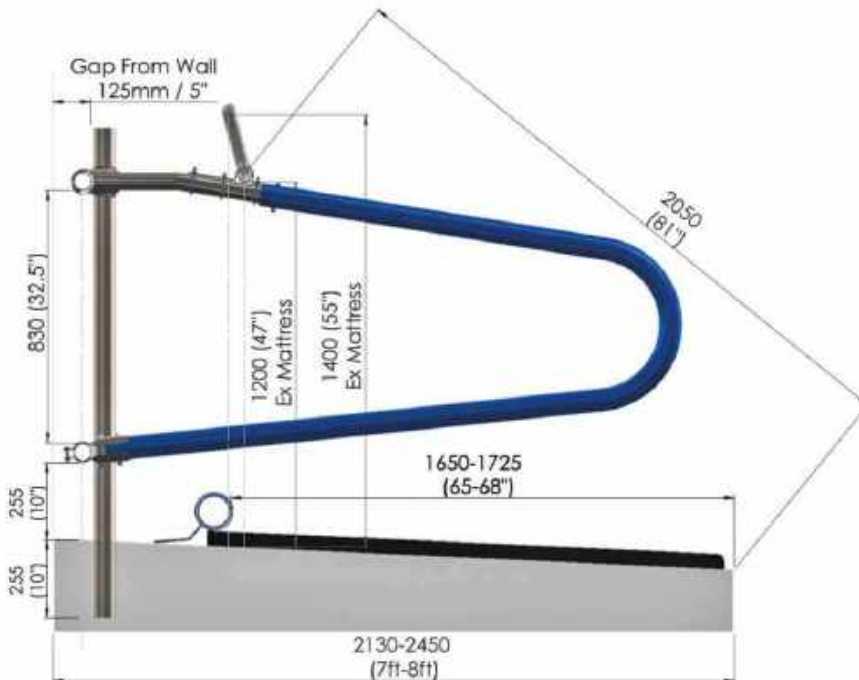


CUBICLE FITTING INSTRUCTIONS



Hybrid Flex Cubicles



Step 1: Posts are set 250mm (10 in) deep.

The first post should be positioned no more than 900mm (3ft) from the wall at the end of the bed.

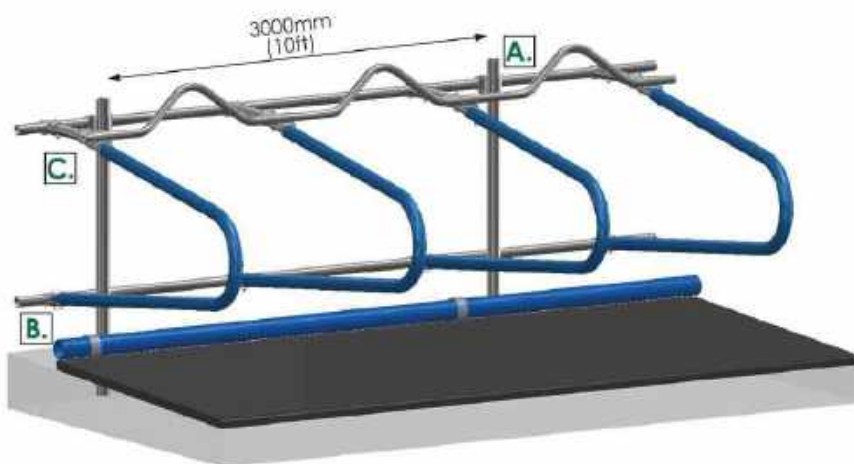
Posts are positioned every 3000mm (10ft) in single rows or 2500mm (8ft) in head to head Rows.

Step 2: Attach top and bottom rails to posts using Post-to-Rail Clamps (A.)

Step 3: Mount cubicles to horizontal rails using single/ head to head cubicle mounting brackets (B.)

Step 4: Fix the zig-zag neck rail to each cubicle using a 3 U-Bolt Headrail Clamp (C.)

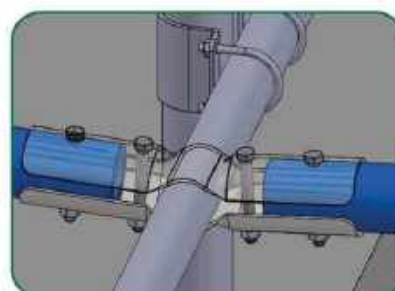
Step 5: Connect zig-zag neck rail to walls at bed ends using Headrail end Brackets.



A. Post-to-Rail Clamp



B. Cubicle Mounting Bracket



C. 3 U-Bolt Headrail Clamp

